

COMPANY UPDATE

**PTT Exploration & Production (PTTEP TB)**

Five-Year Investment Plan (2024-28)

PTTEP announced a five-year investment plan amounting to US\$32.6b, aiming for a 5% CAGR in sales volume. Despite an uptick in this investment plan compared with the previous plan, this was partly due to some projects being postponed from 2023, including an increase in new projects. Major projects like the Erawan project are proceeding as scheduled, although the Mozambique LNG project has postponed its gas production plan to 1H28. Maintain BUY. Target price: Bt200.00.

WHAT'S NEW

- The tone from PTT Exploration & Production's (PTTEP) analyst meeting was positive.
- Five-year Plan: Investment strategy.
  - Drive value:** To enhance PTTEP's core business by accelerating the projects under development to produce petroleum as planned, especially the SK405B project in Malaysia and the liquefied natural gas (LNG) project in Mozambique that will gradually begin production in 2027-28, including maintaining petroleum production levels and controlling production costs as well as expand investment in the gas and oil businesses.
  - Decarbonise:** PTTEP is committed to achieving the goal of net-zero greenhouse gas emissions by 2050 (EP Net Zero 2050). To align with this objective, investment decisions will prioritise the greenhouse gas emissions factor, including developing technology to reduce greenhouse gas emissions from the production process, particularly through a project focused on capturing and storing carbon dioxide (Carbon Capture and Storage - CCS). In the five-year investment plan, the investment in this project is approximately US\$516m, with important projects being the CSS Project in the Arthit Project and the SK410B Project in the Lang Labah (LLB) production area, which are expected to have a total investment of US\$300m.
  - Diversify:** PTTEP established AI and Robotics Ventures Co. (ARV) to invest in the renewable energy business. PTTEP set an investment target of US\$602m for 2024-28. In addition, within the new low carbon business group, PTTEP has allocated another investment budget of US\$2.02b, (excluded in the five-year investment plan) to invest in: a) the a) Offshore Renewables project, b) providing business services in the application of carbon dioxide capture and storage technology (CCS as a Service), c) Carbon Capture and Utilization (CCU) and d) hydrogen fuel.

KEY FINANCIALS

Year to 31 Dec (Btm)	2021	2022	2023F	2024F	2025F
Net turnover	219,068	331,350	295,398	326,737	317,730
EBITDA	160,693	253,734	234,966	252,122	243,444
Operating profit	90,399	170,566	132,805	139,620	117,361
Net profit (rep./act.)	38,864	70,901	72,437	79,400	66,076
Net profit (adj.)	42,888	90,721	72,437	79,400	66,076
EPS (Bt)	10.8	22.9	18.2	20.0	16.6
PE (x)	13.2	6.2	7.8	7.1	8.6
P/B (x)	1.4	1.3	1.2	1.1	1.0
EV/EBITDA (x)	3.6	2.3	2.4	2.3	2.4
Dividend yield (%)	3.5	6.5	6.3	7.0	7.0
Net margin (%)	17.7	21.4	24.5	24.3	20.8
Net debt/(cash) to equity (%)	12.7	2.3	1.8	3.2	7.8
Interest cover (x)	24.8	30.9	28.4	31.8	30.7
ROE (%)	9.8	16.7	15.7	15.9	12.4
Consensus net profit	-	-	74,811	70,658	66,768
UOBKH/Consensus (x)	-	-	0.97	1.12	0.99

Source: PTT Exploration & Production PCL, Bloomberg, UOB Kay Hian

BUY

(Maintained)

Share Price	Bt142.50
Target Price	Bt200.00
Upside	+40.4%

COMPANY DESCRIPTION

PTTEP explores for crude oil and natural gas, develops fields for production.

STOCK DATA

GICS sector	Energy
Bloomberg ticker:	PTTEP TB
Shares issued (m):	3,970.0
Market cap (Btm):	565,722.9
Market cap (US\$m):	15,805.8
3-mth avg daily t'over (US\$m):	51.4

Price Performance (%)

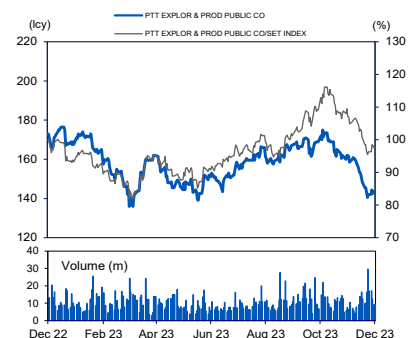
52-week high/low	Bt176.50/Bt136.00				
<b>1mth</b>	<b>3mth</b>	<b>6mth</b>	<b>1yr</b>	<b>YTD</b>	
(10.9)	(14.7)	(6.3)	(18.6)	(19.3)	

Major Shareholders

	%
PTT	64.8
NVDR	6.2
Social Security Office	2.0

FY23 NAV/Share (Bt)	120.44
FY23 Net Debt/Share (Bt)	2.22

PRICE CHART



Source: Bloomberg

ANALYST(S)

**Tanaporn Visaruthaphong**  
+662 659 8305  
tanaporn@uobkayhian.co.th

**Benjaphol Suthwanish**  
+662 659 8301  
benjaphol@uobkayhian.co.th

FIVE-YEAR PLAN: INVESTMENT

	2023F	2024F	2025F	2026F	2027F	2028F
<b>Five-Year Plan: Investment (US\$m)</b>						
Old	5,481	6,127	6,447	5,969	5,076	
New	4,892	6,721	7,509	7,268	5,772	5,305
%Change	-11%	10%	16%	22%	14%	
<b>Five-Year Plan: Production and Sales Volume (KBOED)</b>						
Old	470	510	535	531	550	
New	463	505	523	534	521	587
%Change	-1.5%	-1.0%	-2.2%	0.6%	-5.3%	

Source: PTT Exploration & Production PCL, UOB Kay Hian

• **Five-year investment plan (2024-28) totalling US\$32.6b.** PTTEP set a target for average petroleum sales growth of 5.0% per year with a five-year investment plan and a budget of US\$32.6b for 2024-27. There will be an investment increase of 10-22% from the previous plan, especially in 2024. This is partly due to a) increased operating costs following the direction of crude oil prices and increased petroleum drilling activities, including the cost of drilling rigs and ships; b) some projects plan being postponed from 2023. In 2023, PTTEP has revised down its capex by 11%, especially for projects in Malaysia, including the Sabah K project and Sarawak project; and c) investment in new projects, namely the Abu Dhabi Offshore 2 Phase 1 project and the SK405B project in Malaysia, which are expected to gradually start production in 2H25 and 2027, respectively.

• **Postpone gas production plan from Mozambique LNG project to 1H28.** PTTEP expects to enter the construction stage in 1Q24 and start production in 1H28, postponed from the original plan to begin in 2027. However, it expects to set up an impairment in 4Q23 of approximately US\$150m-200m. However, 2028 will be the year when several important projects begin production, including the SK410B project, Lang Lebah production field, the Algeria Hassi Bir Rekaiz Phase 2 project, as well as the Mozambique LNG project, which will result in petroleum sales in 2028 at 587 thousand barrels of oil equivalent per day (KBOED)

• **Erawan project progressing as planned.** Currently, the Erawan Project's production capacity is 400 million cubic feet per day (MMSCFD). PTTEP expects to increase this to 500-550 MMSCFD by Feb-Mar 24, maintaining the production target of 800 MMSCFD by Apr 24.

• **PTTEP's strong financial.** As of end-3Q23, PTTEP had substantial cash on hand of Bt111b. Additionally, debt to equity is low, standing at only 0.31x. Looking ahead, we anticipate an average annual EBITDA of Bt239b in 2024-27, accounting for annual investments. This projection leaves us with a free cash flow at less than Bt85b per year. This financial strength not only enhances PTTEP's capacity for investments but gives it options such as paying additional dividends.

STOCK IMPACT

• **We expect 4Q23 core profit to be stable qoq based on PTTEP's guidance in 4Q23.** Sales volume was 479 KBD, up 2.44% qoq from increased domestic sales from the projects in Erawan, Bongkot, Pailin and B8/32. ASPs experienced a qoq increase due to the gas price adjustment in the Malaysia-Thailand Joint Development Area project, aligning with the high sulphur fuel oil (HSFO) prices, sufficient to compensate for the decrease in crude oil prices. Qtd, crude oil prices stand at US\$85.33/bbl, down 1.63% qoq. EBITDA margin in 4Q23 is expected to increase from 74% in 3Q23, partly due to increased revenue and production costs per unit that are expected to remain stable qoq.

EARNINGS REVISION/RISK

• None.

VALUATION/RECOMMENDATION

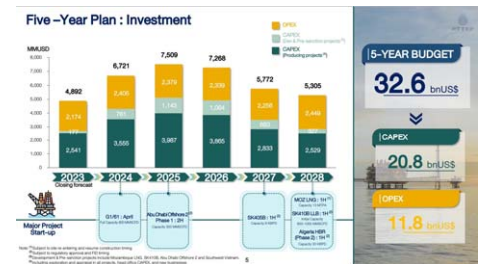
• **Maintain BUY with a 2024 target price of Bt200.00,** based on average five-year regional forward PE of 10x. We maintain our positive outlook on crude oil prices for the rest of 2023 and 2024. As for the top picks in the energy sector, we prefer PTT Exploration and Production (PTTEP TB/Target: Bt200.00) Thai oil (TOP TB/Target: Bt68.00) and Bangchak Sriracha Refinery (BSRC TB/Target: Bt15.00).

KEY ASSUMPTION 2023-24

	2023F	2024F
Avg. Fx (Bt/US\$)	35.5	34.5
Dubai Curde Oil Price (US\$/bbl)	81.0	84.0
Gas Price (US\$/MMBTU)	6.1	5.8
Liquid Price (US\$/bbl)	78.0	81.0
Unit Cost (US\$/BOE)	27.0	27.0
Sales Volume (KBOED)	464	505
Net Profit (Btm)	72,437	79,400
EPS (Bt per share)	18.25	20.00
<b>Valuation</b>		
10xPE		200

Source: PTTEP, Bloomberg and UOB Kay Hian

FIVE-YEAR PLAN: INVESTMENT



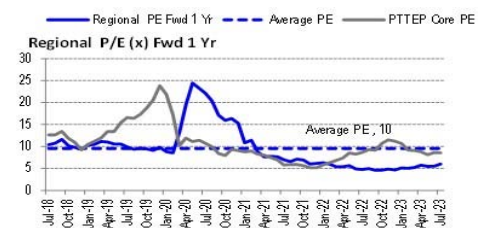
Source: PTTEP, Bloomberg and UOB Kay Hian

5-YEAR PLAN: PRODUCTION AND SALES VOLUME



Source: PTTEP, Bloomberg and UOB Kay Hian

FIVE-YEAR REGIONAL FORWARD PE BAND



Source: PTTEP, Bloomberg and UOB Kay Hian

### PROFIT & LOSS

Year to 31 Dec (Btm)	2022	2023F	2024F	2025F
Net turnover	331,350	295,398	326,737	317,730
EBITDA	253,734	234,966	252,122	243,444
Deprec. & amort.	83,168	102,161	112,502	126,083
EBIT	170,566	132,805	139,620	117,361
Associate contributions	668	701	736	773
Net interest income/(expense)	(8,218)	(8,271)	(7,930)	(7,930)
Pre-tax profit	143,196	125,235	132,426	110,204
Tax	(72,295)	(52,798)	(53,026)	(44,128)
Minorities	0	0	0	0
Net profit	70,901	72,437	79,400	66,076
Net profit (adj.)	90,721	72,437	79,400	66,076

### CASH FLOW

Year to 31 Dec (Btm)	2022	2023F	2024F	2025F
Operating	164,916	122,420	189,821	190,902
Pre-tax profit	143,196	125,235	132,426	110,204
Tax	(72,295)	(52,798)	(53,026)	(44,128)
Deprec. & amort.	83,168	102,161	112,502	126,083
Working capital changes	(30,141)	(52,178)	(2,081)	(1,257)
Other operating cashflows	40,987	0	0	0
Investing	(58,760)	(84,367)	(161,415)	(177,194)
Investments	(61,755)	(93,771)	(153,218)	(179,550)
Others	2,995	9,404	(8,197)	2,356
Financing	(69,958)	(47,201)	(36,219)	(39,700)
Dividend payments	(28,670)	(36,722)	(36,219)	(39,700)
Proceeds from borrowings	(41,288)	(10,479)	0	0
Net cash inflow (outflow)	36,198	(9,149)	(7,813)	(25,992)
Beginning cash & cash equivalent	85,528	122,324	113,175	105,363
Changes due to forex impact	598	0	0	0
Ending cash & cash equivalent	122,324	113,175	105,363	79,370

### BALANCE SHEET

Year to 31 Dec (Btm)	2022	2023F	2024F	2025F
Fixed assets	410,614	402,224	442,940	496,407
Other LT assets	262,408	234,978	258,888	252,017
Cash/ST investment	122,324	113,175	105,363	79,370
Other current assets	74,519	70,937	78,602	79,255
<b>Total assets</b>	<b>869,864</b>	<b>821,314</b>	<b>885,793</b>	<b>907,049</b>
ST debt	10,479	0	0	0
Other current liabilities	104,137	48,377	53,962	53,357
LT debt	121,999	121,999	121,999	121,999
Other LT liabilities	166,129	148,103	163,815	159,300
Shareholders' equity	442,422	478,137	521,318	547,695
<b>Total liabilities &amp; equity</b>	<b>869,864</b>	<b>821,314</b>	<b>885,793</b>	<b>907,049</b>

### KEY METRICS

Year to 31 Dec (%)	2022	2023F	2024F	2025F
<b>Profitability</b>				
EBITDA margin	76.6	79.5	77.2	76.6
Pre-tax margin	43.2	42.4	40.5	34.7
Net margin	21.4	24.5	24.3	20.8
ROA	8.6	8.6	9.3	7.4
ROE	16.7	15.7	15.9	12.4
<b>Growth</b>				
Turnover	51.3	(10.9)	10.6	(2.8)
EBITDA	57.9	(7.4)	7.3	(3.4)
Pre-tax profit	78.1	(12.5)	5.7	(16.8)
Net profit	82.4	2.2	9.6	(16.8)
Net profit (adj.)	111.5	(20.2)	9.6	(16.8)
EPS	111.5	(20.2)	9.6	(16.8)
<b>Leverage</b>				
Debt to total capital	22.1	19.5	18.3	17.6
Debt to equity	29.9	25.5	23.4	22.3
Net debt/(cash) to equity	2.3	1.8	3.2	7.8
Interest cover (x)	30.9	28.4	31.8	30.7

## Disclosures/Disclaimers

This report is prepared by UOB Kay Hian Private Limited ("UOBKH"), which is a holder of a capital markets services licence and an exempt financial adviser in Singapore.

This report is provided for information only and is not an offer or a solicitation to deal in securities or to enter into any legal relations, nor an advice or a recommendation with respect to such securities.

**This report is prepared for general circulation.** It does not have regard to the specific investment objectives, financial situation and the particular needs of any recipient hereof. Advice should be sought from a financial adviser regarding the suitability of the investment product, taking into account the specific investment objectives, financial situation or particular needs of any person in receipt of the recommendation, before the person makes a commitment to purchase the investment product.

This report is confidential. This report may not be published, circulated, reproduced or distributed in whole or in part by any recipient of this report to any other person without the prior written consent of UOBKH. This report is not directed to or intended for distribution to or use by any person or any entity who is a citizen or resident of or located in any locality, state, country or any other jurisdiction as UOBKH may determine in its absolute discretion, where the distribution, publication, availability or use of this report would be contrary to applicable law or would subject UOBKH and its connected persons (as defined in the Financial Advisers Act, Chapter 110 of Singapore) to any registration, licensing or other requirements within such jurisdiction.

The information or views in the report ("Information") has been obtained or derived from sources believed by UOBKH to be reliable. However, UOBKH makes no representation as to the accuracy or completeness of such sources or the Information and UOBKH accepts no liability whatsoever for any loss or damage arising from the use of or reliance on the Information. UOBKH and its connected persons may have issued other reports expressing views different from the Information and all views expressed in all reports of UOBKH and its connected persons are subject to change without notice. UOBKH reserves the right to act upon or use the Information at any time, including before its publication herein.

Except as otherwise indicated below, (1) UOBKH, its connected persons and its officers, employees and representatives may, to the extent permitted by law, transact with, perform or provide broking, underwriting, corporate finance-related or other services for or solicit business from, the subject corporation(s) referred to in this report; (2) UOBKH, its connected persons and its officers, employees and representatives may also, to the extent permitted by law, transact with, perform or provide broking or other services for or solicit business from, other persons in respect of dealings in the securities referred to in this report or other investments related thereto; (3) the officers, employees and representatives of UOBKH may also serve on the board of directors or in trustee positions with the subject corporation(s) referred to in this report. (All of the foregoing is hereafter referred to as the "Subject Business"); and (4) UOBKH may otherwise have an interest (including a proprietary interest) in the subject corporation(s) referred to in this report.

As of the date of this report, no analyst responsible for any of the content in this report has any proprietary position or material interest in the securities of the corporation(s) which are referred to in the content they respectively author or are otherwise responsible for.

**IMPORTANT DISCLOSURES FOR U.S. PERSONS**

This research report was prepared by UOBKH, a company authorized, as noted above, to engage in securities activities in Singapore. UOBKH is not a registered broker-dealer in the United States and, therefore, is not subject to U.S. rules regarding the preparation of research reports and the independence of research analysts. This research report is provided for distribution by UOBKH (whether directly or through its US registered broker dealer affiliate named below) to "major U.S. institutional investors" in reliance on the exemption from registration provided by Rule 15a-6 of the U.S. Securities Exchange Act of 1934, as amended (the "Exchange Act"). All US persons that receive this document by way of distribution from or which they regard as being from UOBKH by their acceptance thereof represent and agree that they are a major institutional investor and understand the risks involved in executing transactions in securities.

Any U.S. recipient of this research report wishing to effect any transaction to buy or sell securities or related financial instruments based on the information provided in this research report should do so only through UOB Kay Hian (U.S.) Inc ("UOBKHUS"), a registered broker-dealer in the United States. Under no circumstances should any recipient of this research report effect any transaction to buy or sell securities or related financial instruments through UOBKH.

UOBKHUS accepts responsibility for the contents of this research report, subject to the terms set out below, to the extent that it is delivered to and intended to be received by a U.S. person other than a major U.S. institutional investor.

The analyst whose name appears in this research report is not registered or qualified as a research analyst with the Financial Industry Regulatory Authority ("FINRA") and may not be an associated person of UOBKHUS and, therefore, may not be subject to applicable restrictions under FINRA Rules on communications with a subject company, public appearances and trading securities held by a research analyst account.

### Analyst Certification/Regulation AC

Each research analyst of UOBKH who produced this report hereby certifies that (1) the views expressed in this report accurately reflect his/her personal views about all of the subject corporation(s) and securities in this report; (2) the report was produced independently by him/her; (3) he/she does not carry out, whether for himself/herself or on behalf of UOBKH or any other person, any of the Subject Business involving any of the subject corporation(s) or securities referred to in this report; and (4) he/she has not received and will not receive any compensation that is directly or indirectly related or linked to the recommendations or views expressed in this report or to any sales, trading, dealing or corporate finance advisory services or transaction in respect of the securities in this report. However, the compensation received by each such research analyst is based upon various factors, including UOBKH's total revenues, a portion of which are generated from UOBKH's business of dealing in securities.

Reports are distributed in the respective countries by the respective entities and are subject to the additional restrictions listed in the following table.

General	This report is not intended for distribution, publication to or use by any person or entity who is a citizen or resident of or located in any country or jurisdiction where the distribution, publication or use of this report would be contrary to applicable law or regulation.
Hong Kong	This report is distributed in Hong Kong by UOB Kay Hian (Hong Kong) Limited ("UOBKHHK"), which is regulated by the Securities and Futures Commission of Hong Kong. Neither the analyst(s) preparing this report nor his associate, has trading and financial interest and relevant relationship specified under Para. 16.4 of Code of Conduct in the listed corporation covered in this report. UOBKHHK does not have financial interests and business relationship specified under Para. 16.5 of Code of Conduct with the listed corporation covered in this report. Where the report is distributed in Hong Kong and contains research analyses or reports from a foreign research house, please note: (i) recipients of the analyses or reports are to contact UOBKHHK (and not the relevant foreign research house) in Hong Kong in respect of any matters arising from, or in connection with, the analysis or report; and (ii) to the extent that the analyses or reports are delivered to and intended to be received by any person in Hong Kong who is not a professional investor, or institutional investor, UOBKHHK accepts legal responsibility for the contents of the analyses or reports only to the extent required by law.
Indonesia	This report is distributed in Indonesia by PT UOB Kay Hian Sekuritas, which is regulated by Financial Services Authority of Indonesia ("OJK"). Where the report is distributed in Indonesia and contains research analyses or reports from a foreign research house, please note recipients of the analyses or reports are to contact PT UOBKH (and not the relevant foreign research house) in Indonesia in respect of any matters arising from, or in connection with, the analysis or report.
Malaysia	Where the report is distributed in Malaysia and contains research analyses or reports from a foreign research house, the recipients of the analyses or reports are to contact UOBKHM (and not the relevant foreign research house) in Malaysia, at +603-21471988, in respect of any matters arising from, or in connection with, the analysis or report as UOBKHM is the registered person under CMSA to distribute any research analyses in Malaysia.
Singapore	This report is distributed in Singapore by UOB Kay Hian Private Limited ("UOBKH"), which is a holder of a capital markets services licence and an exempt financial adviser regulated by the Monetary Authority of Singapore. Where the report is distributed in Singapore and contains research analyses or reports from a foreign research house, please note: (i) recipients of the analyses or reports are to contact UOBKH (and not the relevant foreign research house) in Singapore in respect of any matters arising from, or in connection with, the analysis or report; and (ii) to the extent that the analyses or reports are delivered to and intended to be received by any person in Singapore who is not an accredited investor, expert investor or institutional investor, UOBKH accepts legal responsibility for the contents of the analyses or reports only to the extent required by law.
Thailand	This report is distributed in Thailand by UOB Kay Hian Securities (Thailand) Public Company Limited, which is regulated by the Securities and Exchange Commission of Thailand.
United Kingdom	This report is being distributed in the UK by UOB Kay Hian (U.K.) Limited, which is an authorised person in the meaning of the Financial Services and Markets Act and is regulated by The Financial Conduct Authority. Research distributed in the UK is intended only for institutional clients.
United States of America ('U.S.')	This report cannot be distributed into the U.S. or to any U.S. person or entity except in compliance with applicable U.S. laws and regulations. It is being distributed in the U.S. by UOB Kay Hian (US) Inc, which accepts responsibility for its contents. Any U.S. person or entity receiving this report and wishing to effect transactions in any securities referred to in the report should contact UOB Kay Hian (US) Inc. directly.

Copyright 2023, UOB Kay Hian Pte Ltd. All rights reserved.

<http://research.uobkayhian.com>

RCB Regn. No. 197000447W