

PLEASE CLICK ON THE PAGE NUMBER TO MOVE TO THE RELEVANT PAGE.

KEY HIGHLIGHTS

Update

Seatrium (STM SP/BUY/S\$0.14/Target: S\$0.19)

Positive vibes from a tour of an FLNG vessel.

Page 2

TRADERS' CORNER

Yangzijiang Financial Holding (YZJFH SP): Trading BUY

Page 5

Frasers Centrepoint Trust (FCT SP): Trading BUY

KEY INDICES

	Prev Close	1D %	1W %	1M %	YTD %
DJIA	34576.6	0.2	(0.4)	(2.0)	4.3
S&P 500	4457.5	0.1	(1.1)	(0.1)	16.1
FTSE 100	7478.2	0.5	0.2	(0.6)	0.4
AS30	7358.1	(0.2)	(1.8)	(2.6)	1.9
CSI 300	3740.0	(0.5)	(1.4)	(3.7)	(3.4)
FSSTI	3207.8	(0.6)	(0.8)	(2.6)	(1.3)
HSCEI	6314.7	(1.4)	(0.7)	(4.1)	(5.8)
HSI	18202.1	(1.3)	(1.5)	(5.1)	(8.0)
JCI	6924.8	(0.4)	(0.8)	0.7	1.1
KLCI	1455.0	(0.4)	(0.6)	(0.2)	(2.7)
KOSPI	2547.7	(0.0)	(0.6)	(1.7)	13.9
Nikkei 225	32606.8	(1.2)	(0.3)	0.4	25.0
SET	1547.2	(0.2)	(0.9)	0.8	(7.3)
TWSE	16576.0	(0.3)	(0.4)	(0.2)	17.2
BDI	1186	3.9	11.4	5.0	(21.7)
CPO (RM/mt)	3754	(1.4)	(1.2)	(1.2)	(7.3)
Brent Crude (US\$/bbl)	90	(0.4)	1.5	4.1	5.1

Source: Bloomberg

TOP VOLUME

Company	Price (S\$)	Chg (%)	Volume ('000s)
Seatrium	0.14	(0.7)	273,588
Yangzijiang Shipbuilding	1.73	1.2	25,753
Genting Singapore	0.88	0.0	21,024
Singapore Telecommunications	2.32	(0.9)	15,809
Thai Beverage	0.59	(0.8)	14,472

TOP GAINERS

Company	Price (S\$)	Chg (%)	Volume ('000s)
Sri Trang Agro Industry	0.66	4.0	10
ESR-LOGOS REIT	0.32	3.2	8,619
CapitaLand Ascott Trust	1.00	2.6	13,874
Ho Bee Land	1.84	1.7	40
UOB-Kay Hian Holdings	1.40	1.4	24

TOP LOSERS

Company	Price (S\$)	Chg (%)	Volume ('000s)
Top Glove Corp	0.24	(4.0)	2,994
Nio Inc	10.15	(2.6)	61
Yanlord Land Group	0.67	(2.2)	1,303
OUE Commercial REIT	0.23	(2.2)	8,263
Hutchison Port Holdings Trust	0.23	(2.2)	11

KEY ASSUMPTIONS

GDP (% yoy)	2022	2023F	2024F
US	2.1	0.8	1.2
Euro Zone	3.5	0.1	1.0
Japan	1.0	1.0	1.5
Singapore	3.6	0.7	3.0
Malaysia	8.7	4.4	4.6
Thailand	2.6	3.1	3.5
Indonesia	5.4	4.9	5.2
Hong Kong	-3.5	4.6	3.0
China	3.0	5.0	4.6
CPO (RM/mt)	5,088	4,000	4,200
Brent (Average) (US\$/bbl)	99.0	81.0	84.0

Source: Bloomberg, UOB ETR, UOB Kay Hian

COMPANY UPDATE

Seatrium (STM SP)

Positive Vibes From A Tour Of An FLNG Vessel

Our recent tour to Seatrium and Golar's FLNG project showed that there continues to be a high level of interest in such vessels from an energy supply and financing standpoint. The imminent completion of this complex vessel underscores Seatrium's ability to safely and successfully deliver a quality project, which is key to maintaining its competitive edge in winning new orders. We are confident that newsflow on new orders will be robust in the next 6-12 months. Maintain BUY. Target price: S\$0.19.

WHAT'S NEW

- **Another quality project will be safely delivered.** We recently had the fortune to visit Golar LNG's newest floating LNG (FLNG) vessel Golar Gimi at Seatrium's (formerly Keppel's) Benoi yard. The vessel was previously an LNG carrier but through extensive works carried out here in Singapore, it has now been converted into a four-train FLNG vessel capable of processing 2.7mtpa.
- **Key highlights of the tour which involved over 100 of Golar and Seatrium's stakeholders, partners and associates are:** a) the presence of a number of banks, which indicates a high level of interest in financing such energy transition/infrastructure projects; b) industry participants viewing the LNG landscape as being the key growth area in energy in the next decade; c) Seatrium's very clear emphasis on safety, which we believe adds to the company's overall appeal as a constructor of choice for its multinational clients – the Gimi project completed 37m man hours of work with no lost-time incidents (or >4,200 years of work); and d) immense complexity of the project which involved the addition of 1,500km of new cables and 44,000 tonnes of steel to the original LNG vessel.

GOLAR LNG'S VESSELS

Vessel name	Built/converted	Operational from:	Capacity (mtpa)	Charterer	Total conversion cost (US\$b)	Conversion done at:
Hilli Episeyo	1975/2017	2018	2.40	Perenco	1.20	Keppel
Golar Gimi	1976/2023	2023	2.70	BP	1.30	STM
Fuji	2004/TBC	TBC	3.50*	Candidate for future FLNG project	TBC	TBC

Note: Golar has placed orders for items targeted for a 3.5mtpa Mark II FLNG vessel
Source: Golar LNG

KEY FINANCIALS

Year to 31 Dec (S\$m)	2021	2022	2023F	2024F	2025F
Net turnover	1,862	1,947	4,621	5,353	6,942
EBITDA	(1,028)	(7)	256	502	839
Operating profit	(1,224)	(206)	(35)	211	501
Net profit (rep./act.)	(1,171)	(261)	(270)	158	353
Net profit (adj.)	(1,171)	(261)	(270)	158	352
EPS (S\$ cent)	(6.5)	(0.8)	(0.4)	0.2	0.5
PE (x)	n.m.	n.m.	n.m.	60.3	27.1
P/B (x)	0.6	1.2	1.1	1.1	1.1
EV/EBITDA (x)	n.m.	n.m.	45.7	23.3	14.0
Dividend yield (%)	0.0	0.0	0.0	0.0	0.0
Net margin (%)	(62.9)	(13.4)	(5.8)	3.0	5.1
Net debt/(cash) to equity (%)	45.8	26.5	25.2	19.1	9.1
Interest cover (x)	(14.8)	(1.5)	(0.2)	n.a.	n.a.
ROE (%)	n.a.	n.a.	n.a.	1.9	4.1
Consensus net profit	-	-	(205)	286	524
UOBKH/Consensus (x)	-	-	1.32	0.55	0.67

Source: Seatrium, Bloomberg, UOB Kay Hian
n.m. : not meaningful; negative P/E, EV/EBITDA reflected as "n.m."

BUY

(Maintained)

Share Price	S\$0.14
Target Price	S\$0.19
Upside	+35.7%

COMPANY DESCRIPTION

Seatrium is an integrated shipyard offering one-stop engineering solutions for the offshore oil & gas and renewables industries. It merged with Keppel Offshore Marine in 1Q23.

STOCK DATA

GICS sector	Industrials
Bloomberg ticker:	STM SP
Shares issued (m):	68,217.1
Market cap (S\$m):	9,550.4
Market cap (US\$m):	6,998.7
3-mth avg daily t'over (US\$m):	34.7

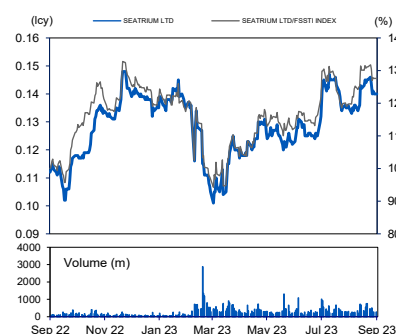
Price Performance (%)

52-week high/low	S\$0.148/S\$0.101
1mth	3.7
3mth	13.8
6mth	29.6
1yr	25.0
YTD	1.4

Major Shareholders

Temasek Hldgs	38.1
FY23 NAV/Share (S\$)	0.12
FY23 Net Debt/Share (S\$)	0.03

PRICE CHART



Source: Bloomberg

ANALYST(S)

Adrian Loh
+65 6590 6633
adrianloh@uobkayhian.com

STOCK IMPACT

- **Other background information on Gimi.** During our visit, the vessel was undergoing final testing and will imminently sail away in the next 2-3 weeks. While the initial conversion contract was 2.45mtpa, the vessel's capacity has now been upgraded to 2.7mtpa. Gimi will be deployed to BP's Greater Tortue Ahmeyin project located 120km offshore Mauritania and Senegal in 2850m water depth, making it one of the deepest subsea developments in Africa.
- **With a S\$19.7b orderbook, the outlook for new orders remains strong, in our view.** We believe that Seatrrium is in pole position to win Golar's third FLNG project subject to it meeting the former's profit margin hurdles. On our estimates, the former's Tuas yard has ample capacity from 2026 onwards and a large FLNG project would be a welcome addition to the company's orderbook. At present, Seatrrium has bid for two remaining Petrobras FPSOs; however the company was unable to give any guidance on the timeline for this. While 40% of Seatrrium's current orderbook is in the renewable energy space (with the remainder related to oil and gas projects), its addressable market is arguably much larger when taking into account carbon capture usage and storage, floating LNG, and ammonia storage and transport which feeds into the hydrogen energy chain.

EARNINGS REVISION/RISK

- **None.**

VALUATION/RECOMMENDATION

- **We maintain our BUY rating on Seatrrium with a P/B-based target price of S\$0.19.** Our target P/B multiple of 1.5x is 2SD above the company's five-year average of 1.0x and is pegged to its 2024 book value of S\$0.125. Our positive view on the stock reflects our belief that the company will benefit from bullish trends in the offshore marine space. These include: a) the tailwinds from increased construction in the renewables space, and b) the current offshore marine upcycle. Risks include higher-than-expected provisions for 2023, negative newsflow regarding its CPIB case, and volatile oil prices.

SHARE PRICE CATALYST

- New orders for rigs, offshore renewable installations or fabrication works as well as repairs and upgrade works for cruise ships and other commercial vessels.

VIEW OF ONE OF FOUR LNG PROCESSING TRAINS ON THE VESSEL



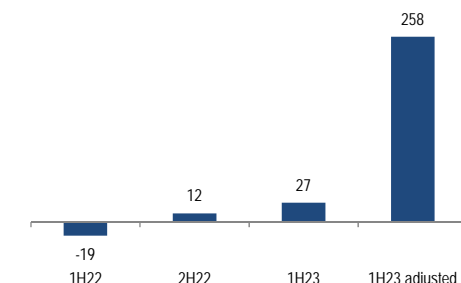
Source: UOB Kay Hian

VIEW FROM THE TOPSIDE WITH LNG TANK VISIBLE AT THE BOTTOM



Source: UOB Kay Hian

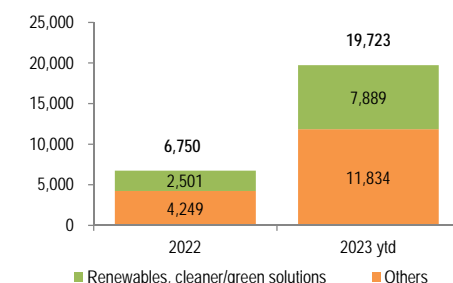
SIGNIFICANT SEQUENTIAL IMPROVEMENT IN EBITDA (S\$M)



Note: Adjusted EBITDA excludes provisions for contracts and merger expenses

Source: STM

COMPOSITION OF NET ORDERBOOK (S\$M)



Source: STM

VALUATION SENSITIVITY

	Past 5 years	Past 10 years
Average P/B	1.01x	1.25x
+1SD	1.27x	1.70x
+2SD	1.53x	2.16x
2024F BVPS	S\$0.125	S\$0.125
Target price at +1SD	S\$0.159	S\$0.213
Target price at +2SD	S\$0.191	S\$0.270

Source: UOB Kay Hian

PROFIT & LOSS

Year to 31 Dec (\$\$m)	2022	2023F	2024F	2025F
Net turnover	1,947	4,621	5,353	6,942
EBITDA	(7)	256	502	839
Deprec. & amort.	200	291	291	337
EBIT	(206)	(35)	211	501
Total other non-operating income	0	80	0	0
Associate contributions	1	16	16	16
Net interest income/(expense)	(34)	(17)	11	11
Pre-tax profit	(240)	45	238	528
Tax	(26)	(9)	(48)	(106)
Minorities	4	(6)	(32)	(71)
Preferred dividends	0	0	0	1
Net profit	(261)	(270)	158	353
Net profit (adj.)	(261)	(270)	158	352

CASH FLOW

Year to 31 Dec (\$\$m)	2022	2023F	2024F	2025F
Operating	1,039	(474)	418	745
Pre-tax profit	(206)	(35)	211	501
Tax	(2)	19	337	472
Deprec. & amort.	200	291	291	337
Associates	0	0	0	0
Working capital changes	1,050	145	(290)	(436)
Non-cash items	(36)	(60)	0	0
Other operating cashflows	34	(835)	(130)	(130)
Investing	(26)	13	69	69
Capex (growth)	(23)	(40)	(100)	(100)
Capex (maintenance)	0	0	0	0
Investments	0	(101)	159	159
Proceeds from sale of assets	3	10	10	10
Others	(6)	144	0	0
Financing	(21)	286	(729)	(600)
Dividend payments	0	0	0	0
Issue of shares	0	0	0	0
Proceeds from borrowings	0	938	0	0
Loan repayment	0	0	(729)	(600)
Others/interest paid	(20)	(652)	0	0
Net cash inflow (outflow)	992	(175)	(243)	214
Beginning cash & cash equivalent	1,104	2,091	1,916	1,674
Changes due to forex impact	(6)	0	0	0
Ending cash & cash equivalent	2,091	1,916	1,674	1,887

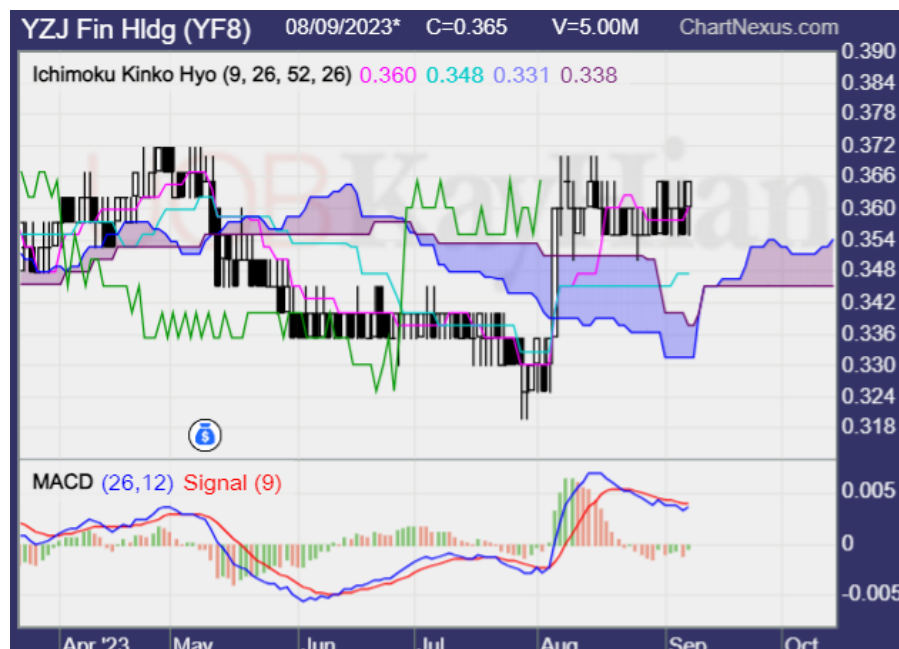
BALANCE SHEET

Year to 31 Dec (\$\$m)	2022	2023F	2024F	2025F
Fixed assets	3,860	5,020	4,844	4,622
Other LT assets	2,109	6,558	6,803	7,366
Cash/ST investment	2,091	1,916	1,674	1,887
Other current assets	1,042	3,838	4,277	5,216
Total assets	9,102	17,333	17,598	19,092
ST debt	1,669	1,197	1,197	1,197
Other current liabilities	1,765	4,067	4,871	6,543
LT debt	1,420	2,829	2,100	1,500
Other LT liabilities	460	838	838	838
Shareholders' equity	3,769	8,359	8,517	8,869
Minority interest	19	43	75	146
Total liabilities & equity	9,102	17,333	17,598	19,092

KEY METRICS

Year to 31 Dec (%)	2022	2023F	2024F	2025F
Profitability				
EBITDA margin	(0.3)	5.5	9.4	12.1
Pre-tax margin	(12.3)	1.0	4.4	7.6
Net margin	(13.4)	(5.8)	3.0	5.1
ROA	n.a.	n.a.	0.9	1.9
ROE	n.a.	n.a.	1.9	4.1
Growth				
Turnover	4.6	137.3	15.8	29.7
EBITDA	n.a.	n.a.	95.8	67.1
Pre-tax profit	n.a.	n.a.	431.9	122.1
Net profit	n.a.	n.a.	n.a.	122.7
Net profit (adj.)	n.a.	n.a.	n.a.	122.1
EPS	n.a.	n.a.	n.a.	122.7
Leverage				
Debt to total capital	44.9	32.4	27.7	23.0
Debt to equity	81.9	48.2	38.7	30.4
Net debt/(cash) to equity	26.5	25.2	19.1	9.1
Interest cover (x)	(1.5)	(0.2)	n.a.	n.a.

TRADERS' CORNER



Yangzijiang Financial Holding (YZJFH SP)

Trading buy range: S\$0.360-0.365

Last price: S\$0.365

Target price: S\$0.400

Protective stop: S\$0.350

Price is trading above the cloud, keeping the uptrend intact. Conversion and base lines remain in a bullish crossover. The MACD is strong and bullish and a bullish MACD crossover is likely. We are likely to see price continuing to move higher.

The potential upside target is S\$0.40. Stop-loss could be placed at S\$0.35.

Approximate timeframe on average: 1-2 weeks (initiate this trade idea if the stock hits the entry price range within three trading days)



Fraser's Centrepont Trust (FCT SP)

Trading buy range: S\$2.24-2.25

Last price: S\$2.25

Target price: S\$2.40

Protective stop: S\$2.18

Price broke out from a triangle pattern after consolidating for nearly four months. There is a bullish conversion and base lines crossover that hints at potential upside ahead. The MACD is strong and bullish. These could increase chances of the stock price moving higher.

The potential upside target is S\$2.40. Stop-loss could be placed at S\$2.18.

Approximate timeframe on average: 1-2 weeks (initiate this trade idea if the stock hits the entry price range within three trading days)

Our institutional research has a fundamental BUY and target price of S\$2.52.

ANALYST(S)

Wong Shueh Ting, CFTe

+65 6590 6616

shuehting@uobkayhian.com

Disclosures/Disclaimers

This report is prepared by UOB Kay Hian Private Limited ("UOBKH"), which is a holder of a capital markets services licence and an exempt financial adviser in Singapore.

This report is provided for information only and is not an offer or a solicitation to deal in securities or to enter into any legal relations, nor an advice or a recommendation with respect to such securities.

This report is prepared for general circulation. It does not have regard to the specific investment objectives, financial situation and the particular needs of any recipient hereof. Advice should be sought from a financial adviser regarding the suitability of the investment product, taking into account the specific investment objectives, financial situation or particular needs of any person in receipt of the recommendation, before the person makes a commitment to purchase the investment product.

This report is confidential. This report may not be published, circulated, reproduced or distributed in whole or in part by any recipient of this report to any other person without the prior written consent of UOBKH. This report is not directed to or intended for distribution to or use by any person or any entity who is a citizen or resident of or located in any locality, state, country or any other jurisdiction as UOBKH may determine in its absolute discretion, where the distribution, publication, availability or use of this report would be contrary to applicable law or would subject UOBKH and its connected persons (as defined in the Financial Advisers Act, Chapter 110 of Singapore) to any registration, licensing or other requirements within such jurisdiction.

The information or views in the report ("Information") has been obtained or derived from sources believed by UOBKH to be reliable. However, UOBKH makes no representation as to the accuracy or completeness of such sources or the Information and UOBKH accepts no liability whatsoever for any loss or damage arising from the use of or reliance on the Information. UOBKH and its connected persons may have issued other reports expressing views different from the Information and all views expressed in all reports of UOBKH and its connected persons are subject to change without notice. UOBKH reserves the right to act upon or use the Information at any time, including before its publication herein.

Except as otherwise indicated below, (1) UOBKH, its connected persons and its officers, employees and representatives may, to the extent permitted by law, transact with, perform or provide broking, underwriting, corporate finance-related or other services for or solicit business from, the subject corporation(s) referred to in this report; (2) UOBKH, its connected persons and its officers, employees and representatives may also, to the extent permitted by law, transact with, perform or provide broking or other services for or solicit business from, other persons in respect of dealings in the securities referred to in this report or other investments related thereto; (3) the officers, employees and representatives of UOBKH may also serve on the board of directors or in trustee positions with the subject corporation(s) referred to in this report. (All of the foregoing is hereafter referred to as the "Subject Business"); and (4) UOBKH may otherwise have an interest (including a proprietary interest) in the subject corporation(s) referred to in this report.

As of the date of this report, no analyst responsible for any of the content in this report has any proprietary position or material interest in the securities of the corporation(s) which are referred to in the content they respectively author or are otherwise responsible for.

IMPORTANT DISCLOSURES FOR U.S. PERSONS

This research report was prepared by UOBKH, a company authorized, as noted above, to engage in securities activities in Singapore. UOBKH is not a registered broker-dealer in the United States and, therefore, is not subject to U.S. rules regarding the preparation of research reports and the independence of research analysts. This research report is provided for distribution by UOBKH (whether directly or through its US registered broker dealer affiliate named below) to "major U.S. institutional investors" in reliance on the exemption from registration provided by Rule 15a-6 of the U.S. Securities Exchange Act of 1934, as amended (the "Exchange Act"). All US persons that receive this document by way of distribution from or which they regard as being from UOBKH by their acceptance thereof represent and agree that they are a major institutional investor and understand the risks involved in executing transactions in securities.

Any U.S. recipient of this research report wishing to effect any transaction to buy or sell securities or related financial instruments based on the information provided in this research report should do so only through UOB Kay Hian (U.S.) Inc ("UOBKHUS"), a registered broker-dealer in the United States. Under no circumstances should any recipient of this research report effect any transaction to buy or sell securities or related financial instruments through UOBKH.

UOBKHUS accepts responsibility for the contents of this research report, subject to the terms set out below, to the extent that it is delivered to and intended to be received by a U.S. person other than a major U.S. institutional investor.

The analyst whose name appears in this research report is not registered or qualified as a research analyst with the Financial Industry Regulatory Authority ("FINRA") and may not be an associated person of UOBKHUS and, therefore, may not be subject to applicable restrictions under FINRA Rules on communications with a subject company, public appearances and trading securities held by a research analyst account.

Analyst Certification/Regulation AC

Each research analyst of UOBKH who produced this report hereby certifies that (1) the views expressed in this report accurately reflect his/her personal views about all of the subject corporation(s) and securities in this report; (2) the report was produced independently by him/her; (3) he/she does not carry out, whether for himself/herself or on behalf of UOBKH or any other person, any of the Subject Business involving any of the subject corporation(s) or securities referred to in this report; and (4) he/she has not received and will not receive any compensation that is directly or indirectly related or linked to the recommendations or views expressed in this report or to any sales, trading, dealing or corporate finance advisory services or transaction in respect of the securities in this report. However, the compensation received by each such research analyst is based upon various factors, including UOBKH's total revenues, a portion of which are generated from UOBKH's business of dealing in securities.

Reports are distributed in the respective countries by the respective entities and are subject to the additional restrictions listed in the following table.

General	This report is not intended for distribution, publication to or use by any person or entity who is a citizen or resident of or located in any country or jurisdiction where the distribution, publication or use of this report would be contrary to applicable law or regulation.
Hong Kong	This report is distributed in Hong Kong by UOB Kay Hian (Hong Kong) Limited ("UOBKHHK"), which is regulated by the Securities and Futures Commission of Hong Kong. Neither the analyst(s) preparing this report nor his associate, has trading and financial interest and relevant relationship specified under Para. 16.4 of Code of Conduct in the listed corporation covered in this report. UOBKHHK does not have financial interests and business relationship specified under Para. 16.5 of Code of Conduct with the listed corporation covered in this report. Where the report is distributed in Hong Kong and contains research analyses or reports from a foreign research house, please note: (i) recipients of the analyses or reports are to contact UOBKHHK (and not the relevant foreign research house) in Hong Kong in respect of any matters arising from, or in connection with, the analysis or report; and (ii) to the extent that the analyses or reports are delivered to and intended to be received by any person in Hong Kong who is not a professional investor, or institutional investor, UOBKHHK accepts legal responsibility for the contents of the analyses or reports only to the extent required by law.
Indonesia	This report is distributed in Indonesia by PT UOB Kay Hian Sekuritas, which is regulated by Financial Services Authority of Indonesia ("OJK"). Where the report is distributed in Indonesia and contains research analyses or reports from a foreign research house, please note recipients of the analyses or reports are to contact PT UOBKH (and not the relevant foreign research house) in Indonesia in respect of any matters arising from, or in connection with, the analysis or report.
Malaysia	Where the report is distributed in Malaysia and contains research analyses or reports from a foreign research house, the recipients of the analyses or reports are to contact UOBKHM (and not the relevant foreign research house) in Malaysia, at +603-21471988, in respect of any matters arising from, or in connection with, the analysis or report as UOBKHM is the registered person under CMSA to distribute any research analyses in Malaysia.
Singapore	This report is distributed in Singapore by UOB Kay Hian Private Limited ("UOBKH"), which is a holder of a capital markets services licence and an exempt financial adviser regulated by the Monetary Authority of Singapore. Where the report is distributed in Singapore and contains research analyses or reports from a foreign research house, please note: (i) recipients of the analyses or reports are to contact UOBKH (and not the relevant foreign research house) in Singapore in respect of any matters arising from, or in connection with, the analysis or report; and (ii) to the extent that the analyses or reports are delivered to and intended to be received by any person in Singapore who is not an accredited investor, expert investor or institutional investor, UOBKH accepts legal responsibility for the contents of the analyses or reports only to the extent required by law.
Thailand	This report is distributed in Thailand by UOB Kay Hian Securities (Thailand) Public Company Limited, which is regulated by the Securities and Exchange Commission of Thailand.
United Kingdom	This report is being distributed in the UK by UOB Kay Hian (U.K.) Limited, which is an authorised person in the meaning of the Financial Services and Markets Act and is regulated by The Financial Conduct Authority. Research distributed in the UK is intended only for institutional clients.
United States of America ('U.S.')	This report cannot be distributed into the U.S. or to any U.S. person or entity except in compliance with applicable U.S. laws and regulations. It is being distributed in the U.S. by UOB Kay Hian (US) Inc, which accepts responsibility for its contents. Any U.S. person or entity receiving this report and wishing to effect transactions in any securities referred to in the report should contact UOB Kay Hian (US) Inc. directly.

Copyright 2023, UOB Kay Hian Pte Ltd. All rights reserved.

<http://research.uobkayhian.com>

RCB Regn. No. 197000447W